

Convivium – Game Day Football Menu

The Game Day Football edition of Convivium is bound to create a fun atmosphere for the prime time game of the week. This Game Day Football version substitutes the original Convivium gourmet finish line responsibilities with the traditional tailgating favorites. It is recommended that the game be played 1 hour prior to kickoff so that the meal can be enjoyed while watching the game.

Slight changes to the finish line responsibilities include:

Round 2: Dinner Salad Chef:

We are sorry but the preparation of a Dinner Salad does not work with the Game Day action. Therefore, if you select the Dinner Salad Chef in this version, you are responsible for ordering and paying for the delivery of Buffalo Chicken Wings. So bring some extra cash!

Round 2: Main Entrée Chef:

We made this one simple for the fan but not as light on the wallet. Therefore, if you select the Main Entrée Chef in this version, you are responsible for ordering and paying for the delivery of the Pizza for the evening. So bring some extra cash!

Round 3: Finish line Positions:

Round 3 of the game features the normal Convivium dessert round culinary responsibilities. Round 3 should be played in the same manner as the previous 2 rounds; however, the option to include a recreational wager on the Big Game is available. If the Convivium guests do not wish to make a recreational wager, then play Round 3 and ignore the recreational wagering instructions. If the Convivium guests wish to place a recreational wager on the last round, we recommend the following format:

- Pick one specific quarter in the Big Game for the recreational wager. (The quarter selected will need to start after the conclusion of this round. So pick the quarter with that in mind.)
- Play the game in the normal format but make your final finish line selections based upon both the normal culinary duties and the point spreads defined below:

Round 3: Winner -- gets the home team by 3 or less points for the quarter:

Round 3: Beverage Manager -- gets the home team by 4 or more points for the quarter:

Round 3: Dessert Chef -- gets the visiting team by 3 or less points for the quarter:

Round 3: Wait Staff -- gets the visiting team by 4 or more points for the quarter:

The outcome of the quarter determines the winner of the recreational wager. Note (the teams will both start the quarter with no points). Convivium is an interactive board game played in 3 rounds to determine who will prepare and serve the following delicious menu.

Round 1:
Ice Cold Beer

Chips and Dip

Round 2:
Buffalo Wings
(Delivered)
Pizza – (Delivered)

Round 3:
Game Day Ice Cream
Cone
Coffee/ Hot Chocolate

This menu is intended to supplement the Convivium Casual Dinner Party Board Game. The standard game includes the board, game play cards, instructions, invitation post cards, finish line recipe cards, ingredient list, and the Mexican Fiesta Dinner Menu.

Whether you decide to host one or all three rounds of the game, you can be assured of a great time. Please continue to visit our website as we introduce new menus submitted by our staff and Convivium enthusiasts. This free Game Day Football menu includes the following:

- Ingredient List
- Rounds 1-3 Finish Line Recipe Cards
- 10 Step Host/Hostess Guide
- Kitchen Equipment List
- Invitations

Game Day Football Ingredient List

	Amount for 8-10 Guests (Divide in 1/2 for 4 guests)	Name of Guest Bringing Item
Ice Cold Beer and Chips / Dip		
Ice -----	2 bags	_____
Beer -----	TBD by host	_____
Chips (good dipping chips)-----	2 large bags	_____
Salsa -----	1 jar	_____
Cheese Dip -----	1 jar	_____
Pizza and Chicken Wings:		
Telephone Number for the best and most reliable Buffalo wing delivery service -----	(host)	Game will determine Guest bring extra cash
Telephone Number for the best and most reliable Pizza delivery service -----	(host)	Game will determine Guest bring extra cash
Game Day Ice cream Cone:		
1 package of ice cream cones -----	package of 8	_____
Vanilla Ice Cream -----	1/2 gallon	_____

Equipment List

These are the items you should have available for your party. The items should all be set out in the kitchen, available for use by the as the chefs prepare the course.

Round 1:

To be used for the Ice Cold Beer

Cooler

Glasses / Mugs Optional

Non-alcoholic beverage alternative

To be used for Chips and Dip

Serving Tray For Chips
and Dip

Round 2:

Buffalo Wings and Pizza

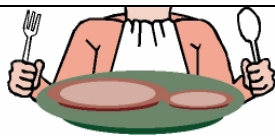
Telephone number for Buffalo Wing Delivery Service

Telephone number for Pizza Delivery Service

Round 3:

Ice Cream scoop

Coffee Pot




Round 1: Winner

Congratulations!!!

You are the winner of Round 1. Simply relax and enjoy yourself while the chefs prepare the appetizer (Chips and Dip) and specialty drinks (Ice Cold Beer) that will be served prior to the beginning of Round 2.

Round 2 of the game will begin in the next 5-10 minutes once the wait staff has served the Chips and Dip along with the Ice Cold Beer.

Please keep an eye on the clock so that the game and evening stay on schedule.

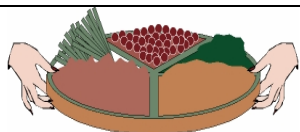


Round 1: Wait Staff

This card is for the player or team that ended in the wait staff block following the finish line. Please serve your fellow Convivium guests by following the instructions prior to beginning Round 2:

- Clear the table of any used dishes or beverages.
- Pass out additional napkins as needed.
- Refresh any beverages.
- Check with the Beverage Manager and serve the Ice Cold Beer once it is poured.
- Check with the Appetizer Chef and serve the Chips and Dip once it is prepared.
- Check with the Chefs to see if any equipment or dishes may be washed as the appetizer is being prepared.

Enjoy mingling with your guests as you have fun with these responsibilities. The beverage and chips will be enjoyed while playing Rounds 2 and 3.




Round 1: Appetizer Chef

This card is for the player or team that ended in the Appetizer Chef block following the finish line. Please move into the kitchen in order to prepare tonight's (Chips and Dip) by completing the following instructions:

- Open the Chips and Dip and place them in the serving tray!
- This may be a challenge for some of the Game Day fans.
- Notify the wait staff once this is complete so they can serve the crew.

Enjoy mingling with your guests as you have fun with these responsibilities. The chips will be enjoyed while playing Rounds 2 and 3.

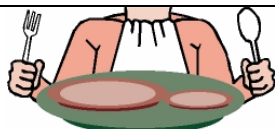


Round 1: Beverage Manager

This card is for the player or team that ended in the Beverage Manager block following the finish line. Please move into the kitchen in order to prepare tonight's (ice cold beverage) by completing the following instructions:

- Determine whether the Convivium guests would prefer a nice frosty mug.
- If so, pour consistently ensuring the appropriate distribution.
- If served in a bottle or can, please make certain the beverage is cold and adequately insulated with a koozy or koozy alternative.

Enjoy mingling with your guests as you have fun with these responsibilities. The beverage and chips will be enjoyed while playing Rounds 2 and 3.



Round 2: Winner

Congratulations!!!


You are the winner of Round 2. Simply relax and enjoy yourself while the chefs prepare the main entrée (Pizza) and the substitute dinner salad (Buffalo Wings), which will be served following Round 3.

The individual or team that ended in the Main Entrée Chef position is responsible for ordering and paying for the main entrée – Pizza!

The individual or team that ended in the Dinner Salad Chef position is responsible for ordering and paying for the dinner salad – Buffalo Wings!

The Pizza and Chicken Wings should be delivered while Round 3 of Convivium is played (assuming the 20-30 minute delivery rule). Upon completion of Round 3, the board game will be complete and the main course and dessert will be enjoyed.

Please keep an eye on the clock so that the game and evening stay on schedule.



Round 2: Wait Staff

This card is for the player or team that ended in the wait staff block following the finish line. The Round 2 wait staff has current responsibilities, as well as responsibilities that follow the conclusion of Round 3.

Current Responsibilities:

- Clear the table of any used dishes or beverages.
- Pass out additional napkins as needed.
- Refresh any beverages if needed.
- Check with the main entrée and dinner salad Chefs to see if any equipment or dishes may be washed.

Future Responsibilities:

- Set the table for the main course following Round 3.
- Serve the Pizza and Chicken Wings after Round 3.

Enjoy mingling with your guests as you have fun with these responsibilities. Upon completion of Round 3, the table will be set and the game will have created a wonderful meal.



Round 2: Dinner Salad Chef [For Game Day = Buffalo Wings]

This card is for the player or team that ended in the Dinner Salad Chef block following the finish line.

Please proceed by following these instructions:

- Obtain the phone number of the Best Buffalo Wing delivery service.
- Determine if the guests prefer Hot, Medium, or Mild.
- Determine if the guests would prefer Breaded or Naked wings.
- Determine the quantity of wings required for the viewing audience.
- Call and order the appropriate number of wings.
- Have the appropriate cash or credit to pay for the Game Day Buffalo wings.

Enjoy mingling with your guests as you have fun with these responsibilities. The wings should arrive as you finish Round 3 of the game (assuming a 20-30 minute delivery service). Upon completion of Round 3, the table will be set and the game will have created a tailgate party.



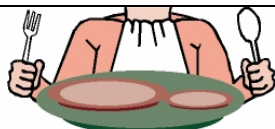
Round 2: Main Entrée Chef

This card is for the player or team that ended in the Main Entrée Chef block following the finish line.

Please proceed by following these instructions:

- Obtain the phone number of the Best Pizza delivery service.
- Determine the quantity and type of Pizza desired.
- Call and order the appropriate Pizza(s).
- Have the appropriate cash or credit to pay for the Game day Pizza.

Enjoy mingling with your guests as you have fun with these responsibilities. The Pizza should arrive as you finish Round 3 of the game (assuming a 20-30 minute delivery service). Upon completion of Round 3, the table will be set and the game will have created a tailgate party.



Round 3: Winner – [Home Team by 3 or less]

Congratulations!!!

You are the winner of Round 3. Simply relax and enjoy yourself while the chefs prepare tonight's dessert and the after dinner drink (coffee) which will be served following the main entrée.


Round 3 concludes the game and it is now time to enjoy the tailgate party that everyone has been helping to create.

Please Remind the Round 2 wait staff to remember to now do the following:

- Set the table for the main course
- Serve the Pizza and Wings.

Once the main entrée and dinner salad have been served and enjoyed, the dessert chefs will top the evening off with the Game Day Ice Cream Cones.

Note: Refer to page 1 for rules relating to the recreational wager.



Round 3: Wait Staff – [Home Team by 4 or more]

The Round 3 wait staff has responsibilities relating to serving the dessert and the dreaded final clean up / dish washing.

Dessert Responsibilities:

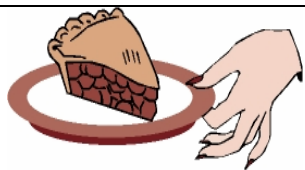
- Clear the table of any used main course dishes and beverages.
- Serve the dessert once the dessert chefs have prepared it.

Clean Up / Dish Washing:

- Please assist the host with clean up and dishwashing after the dessert has been enjoyed.

Once the main entrée and dinner salad have been served and enjoyed, the dessert chefs will top the evening off with the Game Day Ice Cream Cones.

Note: Refer to page 1 for rules relating to the recreational wager.




Round 3: Dessert Chef – [Visiting Team by 3 or less]

The game is now complete. The Round 2 wait staff should serve the Pizza and Wings and the Convivium guests should enjoy the fruits of the game. Once the main course is enjoyed, please proceed to the kitchen and follow the instructions below in order to prepare the Game Day Ice Cream Cones.

- Open the appropriate number of cones
- Scooping the ice cream out with a scoop, apply generously for the Game day Crowd.
- Please notify the Round 3 wait staff to serve the dessert once it is prepared.

Note: Refer to page 1 for rules relating to the recreational wager.



Round 3: Beverage Manager –[Visiting Team by 4 or more]

This card is for the player or team that ended in the Beverage Manager block following the Round 3 finish line.

The game is now complete. The Round 2 wait staff should serve the Pizza and Wings and the Convivium guests should enjoy the fruits of the game.

Once the main course is enjoyed, please proceed to the kitchen and follow the instructions below for the guests that are interested.

- Prepare and serve coffee if requested.
- Prepare and serve after drink if requested.

Note: Refer to page 1 for rules relating to the recreational wager.

Host/Hostess Guide

1. Review the ingredient list and required cooking equipment to host a party. Determine how many rounds of the game you would like to play.
2. Invite 4-8 guests using the ingredient list to request items to be brought to the party. (The host may select to purchase all of the ingredients or request that the guests bring various items) Invitations may be addressed if desired.
3. Set up the table displaying the board, cards, and dice prior to the arrival of your guests. Review the cards and instructions at this time. The host may get as creative as he/she desires (music, signs, decoration).
4. Have the Round 1, Round 2, and Round 3 finish line (instruction cards) readily available to hand out after each round, Review them prior to the game so that you will know what will be required of each player or team after the round.
5. When your guests arrive, provide them with a beverage because they will need the beverage when toasting n Round 1.
6. Provide an overview of the game and cards to all participants prior to starting play. Remember that when a player crosses the finish line and selects a category, they must correctly answer a Convivium question. If the answer is incorrect they must move back to their previous position.
7. Have each player roll the dice to determine who will start the game and begin play in a clockwise order.
8. Enjoy the game remembering the goal of Convivium is to foster a fun, interactive, dinner party that combines competition with good and humor. Transition between each round is key.

Convivium Cooking


a Casual Dinner Party

Game Day Football Menu

Additional Menus Available at www.thecookinggame.com

You're Invited

Please join us for
an evening of fun
and dining as we
play Convivium™,
the board game
that results in a meal!




Date:	
Place:	
Address:	
City, ST:	
Zip:	
Phone:	
Time:	

Please bring the following:

You're Invited

Please join us for
an evening of fun
and dining as we
play Convivium™,
the board game
that results in a meal!



Date:	
Place:	
Address:	
City, ST:	
Zip:	
Phone:	
Time:	

Please bring the following:

Convivium Cooking


a Casual Dinner Party

Game Day Football Menu

Additional Menus Available at www.thecookinggame.com

You're Invited

Please join us for an evening of fun and dining as we play Convivium™, the board game that results in a meal!




Date:	
Place:	
Address:	
City, ST:	
Zip:	
Phone:	
Time:	

Please bring the following:

You're Invited

Please join us for an evening of fun and dining as we play Convivium™, the board game that results in a meal!



Date:	
Place:	
Address:	
City, ST:	
Zip:	
Phone:	
Time:	

Please bring the following: